



**PHAARMASIA**

*Phaarmasia Ltd.*

16, Phase III, IDA, Jeedimeeta, Hyderabad - 500 055. INDIA.  
Tel : 91-40-23095002 / 23095690, Fax : 91-40-23097323  
E-mail : phaarmasia@gmail.com, www.phaarmasia.com  
CIN : L24239TG1981PLC002915

---

07<sup>th</sup> July, 2015

The Asst General Manager,  
Department of Corporate Services (Listing)  
BOMBAY STOCK EXCHANGE LTD  
25,P.J. Towers, Dalal Street,  
MUMBAI-400001

**Sub:** Clause 35 – Shareholding Pattern as per Listing Agreement for the quarter ended  
June 30, 2015

**Ref:-Company Script No.523620**

Dear Sir,

With reference to the above mentioned subject matter, kindly find the enclosed Clause  
35 Shareholding Pattern of the Company for the quarter ended 30<sup>th</sup> June, 2015

Kindly take the above information on records and do the needful.

Thanking you,

Yours faithfully  
for PHAARMASIA LTD

  
Compliance Officer

Encl: as above.

(1) (a)

**Statement Showing Shareholding Pattern**

Name of the Company: PHAARMASIA LIMITED

Scrip Code, Name of the Scrip, Class of Security : NSE- / BSE -?, PHAARMASIA LIMITED , Equity Week ended : 30/6/2015

Partly paid-up shares:-	No. of partly paid-up shares	As a % of total no. of partly paid-up Shares	As a % of total no. of shares of the company
Held by promoter/promoter group	0	0	0
Held by public	0	0	0
<b>Total</b>	<b>0</b>	<b>0</b>	<b>0</b>
Outstanding convertible securities:-	No. of outstanding securities	As a % of total no. of outstanding convertible securities	As a % of total no. of shares of the company, assuming full conversion of the convertible securities
Held by promoter/promoter group	0	0	0
Held by public	0	0	0
<b>Total</b>	<b>0</b>	<b>0</b>	<b>0</b>
Warrants:-	No. of warrants	As a % of total no. of warrants	As a % of total no. of shares of the company, assuming full conversion of Warrants
Held by promoter/promoter group	0	0.00	0.00
Held by public	0	0.00	0.00
<b>Total</b>	<b>0</b>	<b>0.00</b>	<b>0.00</b>
<b>Total paid-up capital of the company, assuming full conversion of warrants and convertible securities</b>	<b>6826960</b>		

Category Code	Category of Shareholder	Number of Share Holders	Total Number of Shares	Number of Shares held in Dematerialized Form	Total Shareholding as a percentage of total Number of Shares		Shares Pledged or otherwise encumbered	
					As a Percentage of (A+B) (VI)	As a Percentage of (A+B+C) (VII)	Number of Shares (VIII)	As a Percentage (IX) = (VIII)/(IV)*100
(I)	(II)	(III)	(IV)	(V)	(VI)	(VII)	(VIII)	(IX)
<b>A</b>	<b>Promoter and Promoter Group</b>							
(1)	<b>Indian</b>							
(a)	Individuals/Hindu Undivided Family	0	0	0	-	-	0	0.00
(b)	Central Government /State Government (s)	0	0	0	-	-	0	-
(c)	Bodies Corporate	2	5014232	5014232	73.45	73.45	0	-
(d)	Financial Institutions / Banks	0	0	0	-	-	0	-
(e)	Any other(PAC)	0	0	0	-	-	0	0.00
(f)	Others	0	0	0	0.00%	0	0	0
	<b>Sub-Total (A)(1)</b>	<b>2</b>	<b>5014232</b>	<b>5014232</b>	<b>73.45</b>	<b>73.45</b>	<b>0</b>	<b>0.00</b>
(2)	<b>Foreign</b>							
(a)	Individuals (Non Resident Individual Foreign Individuals)	0	0	0	-	-	0	-
(b)	Bodies Corporate	0	0	0	-	-	0	-
(c)	Institutions	0	0	0	-	-	0	-
(d)	Qualified Foreign Investor	0	0	0	-	-	0	-
(e)	Any Other	0	0	0	-	-	0	-
	<b>Sub-Total (A)(2)</b>	<b>0</b>	<b>0</b>	<b>0</b>	<b>-</b>	<b>-</b>	<b>0</b>	<b>-</b>
	<b>Total Shareholding of Promoter and Promoter Group A=(A)(1) + (A)(2)</b>	<b>2</b>	<b>5014232</b>	<b>5014232</b>	<b>73.45</b>	<b>73.45</b>	<b>0</b>	<b>0</b>
<b>B</b>	<b>Public Shareholding</b>							
(1)	<b>Institutions</b>							
(a)	Mutual Funds/UTI	0	0	0	-	-	0	-
(b)	Financial Institutions/Banks	7	3960	0	0.06	0.06	0	-
(c)	Central Government/State Government	0	0	0	-	-	0	-
(d)	Venture Capital Funds	0	0	0	-	-	0	-
(e)	Insurance Companies	0	0	0	-	-	0	-
(f)	Foreign Institutional Investors	0	0	0	-	-	0	-
(g)	Foreign Venture Capital Investors	0	0	0	-	-	0	-
(h)	Qualified Foreign Investor	0	0	0	-	-	0	-
(i)	Any Other	0	0	0	-	-	0	-
	<b>Sub-Total (B)(1)</b>	<b>7</b>	<b>3960</b>	<b>0</b>	<b>0.06</b>	<b>0.06</b>	<b>0</b>	<b>-</b>




(2)	<b>Non-institutions</b>								
(a)	Bodies Corporate	87	19862	14549	0.29	0.29	0	-	
(b)	Individuals								
	i Individual Shareholders holding nominal share capital upto Rs. 1	22234	1381778	324416	20.24	20.24	0	-	
	ii Individual Shareholders holding nominal share capital in excess of Rs. 1 Lakh	15	403148	0	5.91	5.91	0	-	
	Qualified Foreign Investor-								
(c)	Corporate	0	0	0	-	-	0	-	
(d)	CLEARING MEMBER	5	2742	2742	0.04	0.04	0	-	
(e)	TRUST	0	0	0	-	-	0	-	
(f)	Non Resident Individuals	5	1238	1238	0.02	0.02	0	-	
(g)	Foreign Bodies Corp	0	0	0	-	-	0	-	
(h)	Foreign Nation	0	0	0	-	-	0	-	
(i)	FPI - Individual	0	0	0	-	-	0	-	
(j)	FPI - Corporate	0	0	0	-	-	0	-	
	<b>Sub-Total (B)(2)</b>	<b>22346</b>	<b>1808768</b>	<b>342945</b>	<b>26.49</b>	<b>26.49</b>	<b>0</b>	<b>-</b>	
	<b>Total Public Shareholding</b>								
	<b>B=(B)(1)+(B)(2)</b>	<b>22353</b>	<b>1812728</b>	<b>342945</b>	<b>26.55</b>	<b>26.55</b>	<b>0</b>	<b>-</b>	
	<b>Total (A)+(B)</b>	<b>22355</b>	<b>6826960</b>	<b>5357177</b>	<b>100.00</b>	<b>100.00</b>	<b>0</b>	<b>-</b>	
(C)	<b>Shares held by Custodians and against which Depository Receipts have been issued</b>								
(1)	Promoter and Prmoter Group	0	0	0	0	0	0	0	
(2)	Public	0	0	0	0	0	0	0	
	<b>GRAND TOTAL (A) + (B) + (C)</b>	<b>22355</b>	<b>6826960</b>	<b>5357177</b>	<b>100.00</b>	<b>100.00</b>	<b>0</b>	<b>0</b>	




(D)(b) Statement showing Shareholding of persons belonging to the category  
“Promoter and Promoter Group”

Sl. No.	Name of the shareholder	Total shares held		Shares pledged or		Details of			Details of Convertible		Total Shares (including underlying shares assuming full conversion of warrants and convertible securities) as a % of diluted share capital No. of shares
		Number	As a % of grand total (A)+(B)+(C)	Number	% of Total Shares Held	As a % of grand total (A)+(B)+(C)	No of warrant held (VIII)	No of convertible securities held	As a % total number of securities of the same class	As a % total number of convertible securities of the same class	
1	MANEESH PHARMACEUTICALS LIMITED	3014232	44.15	0	0.00	0.00	0	0	0.00	0.00	44.15
2	SVIZERA LABS PVT LTD	2000000	29.30	0	0.00	0.00	0	0	0.00	0.00	29.30
	TOTAL	5014232	73.45	0	0.00	0.00	0	0	0.00	0.00	73.45



**(D)(c) Statement showing Shareholding of persons belonging to the category "Public" and holding more than 1% of the total number of shares**

Sl. No.	Name of the shareholder	No. of shares	Shares as % of Total No. of Shares	Details of Warrants		Details of Convertible		Total Shares (including underlying shares assuming full conversion of warrants and convertible)
				No of warrants held	As a % total number of warrants of the same class	No of convertible securities held	% total number of convertible securities of the same class	
1	VITHAL RAO LV	75030	1.1	0	0	0	0	1.1
	<b>TOTAL</b>	<b>75030</b>	<b>1.1</b>	<b>0</b>	<b>0</b>	<b>0</b>	<b>0</b>	<b>1.1</b>



**D)(c) Statement showing Shareholding of persons belonging to the category "Public" and holding more than 5% of the total number of shares**

Sl. No.	of the share	No. of shares	Shares as % of Total No. of Shares	Details of Warrants		Details of Convertible Securities		Total Shares (including underlying shares assuming full conversion of warrants and convertible securities) as a % of diluted share
				No of warrants held	As a % total number of warrants of the same class	No of convertible securities held	% total number of convertible securities of the same class	
1	TOTAL	0	0	0	0	0	0	0
	TOTAL							



(1)(d) Statement showing details of locked-in shares

Sl. No	Name of the shareholder	Number of shares	Shares as % of Total No. of Shares	Category
	TOTAL	0	0	
	TOTAL			



(II)(a) Statement showing details of Depository Receipts (DRs)

Sl. No	Type of outstanding DR (ADRs, GDRs, SDRs, etc.)	Number of outstanding DRs	Number of shares underlying outstanding DRs	Shares underlying outstanding DRs as a percentage of total number of shares
1	TOTAL	0	0	0.00
	TOTAL			





**Statement showing Holding of Depository Receipts (DRs), where underlying**

shares are in excess of 1% of the total number of shares

Name of the DR Holder	Type of outstanding DR (ADRs, GDRs, SDRs, etc.)	Number of shares underlying outstanding DRs	Shares underlying outstanding DRs as a percentage of total number of shares
TOTAL	0	0	0.00
TOTAL			

